



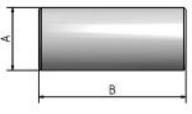
Applications

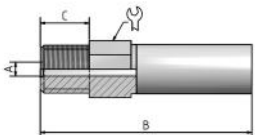
- Hydraulics:** Pressure test equipment (valves, tooling and control panels), hydraulic tools (instrumentation packages for gauges, control of service equipment, hydraulic jacks, hydraulic tools)
- Oil and Gas:** Grease injection, control of subsea hydraulic components, nitrogen service, Gaseous media handling

Technical Information

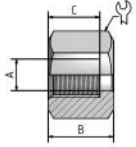
- Inner Core:** Polyamide (PA)
- Pressure Support:** 2 open layers, 2 dense layers of high-tensile steel wire
- Outer Cover:** Polyurethane (TPU)
- Color:** Black
- Temperature:** -30°C to +60°C [-22°F to 140°F]


Ø ID	Ø OD	Working Pressure		Burst Pressure	Bend Radius	Weight	Insert ID
		--	(SF 2.5:1)				
25,0 mm	35,6 mm	--	640 bar	1.600 bar	280 mm	1,490 kg/m	16,5 mm
0,98 inch	1,40 inch	--	9.280 psi	23.200 psi	11,02 inch	0,998 lbs/ft	0,65 inch

Part no.	Thread	Material	Dimensions (mm)				Sleeve
			A	B	C	⚙	
Sleeve							
12530111W	-	Steel	44	74,5	-	-	

Part no.	Thread	Material	Nut	Dimensions (mm)				Insert
				A	B	C	⚙	
Male fitting								
32530411T	1"x11 1/2NPTF	Steel	-	16,5	120	25	36	
32530415T	1"x11 1/2NPTF	AISI 316Ti	-	16,5	120	25	36	

Part no.	Thread	Material	Nut	Dimensions (mm)				Female swivel with O-Ring
				A	B	C	⚙	
22530201T	M42x2	Steel	52520201	16,5	110	-	50	

Part no.	Thread	Material	Relief bores	Dimensions (mm)				Swivel nut
				A	B	C	⚙	
Swivel nut								
52520201	M42x2	Steel	1 radial	30,2	34	22	50	

Part no.	Mesh length (mm)	Overall length (mm)	Breaking strength (kN)	Suitable for SPIR STAR® hose outer diameter (mm)	Hose securing grip
Hose securing grip short version					
9204400	600,00	820,00	35,10	30-40	

Production related variations of the burst pressure of up to 5 % are possible. Other colors upon request.

The safety factors between the burst pressure and the working pressure as well as the test pressure depend on the operating conditions. For gaseous media the outer cover is to be pinpricked.

Regarding the safety factor for gaseous media please contact your local SPIR STAR® assembling center.

The indicated working pressure refers to the hose only. Depending on the used fitting the permitted working pressure of a hose assembly may be less.

*) Blast-Pro® fittings may only be used for tube cleaning operations inside the tube. They have not been designed for the use outside of tubes.

We reserve our rights for technical changes without notice. Subject to printing errors.