

# Hose Type 4/2H-1400

42H076.1400



DuraLife Flex ®

ID4 - Series: A, X and Q

## Applications

- Waterblast:** Heat exchanger tube cleaning
- Hydraulics:** Pressure test equipment (valves, tooling and control panels), hydraulic tools (instrumentation packages for gauges, control of service equipment, hydraulic jacks, hydraulic tools)



## Technical Information

- Inner Core:** Polyoxymethylene (POM)
- Pressure Support:** 2 layers of high-tensile steel wire
- Outer Cover:** Polyamide (PA)
- Color:** Red
- Temperature:** -30°C to +70°C [-22°F to 158°F]

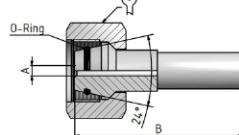
Ø ID	Ø OD	Working Pressure -- (SF 2.5:1)	Burst Pressure	Bend Radius	Weight	Insert ID
4,0 mm	8,1 mm	--	1.400 bar	75 mm	0,112 kg/m	2,5 mm
0,16 inch	0,32 inch	--	20.300 psi	2,95 inch	0,075 lbs/ft	0,10 inch

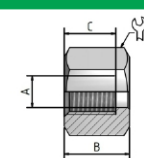
Part no.	Thread	Material	Dimensions (mm)				Sleeve
			A	B	C	Ø	
<b>Sleeve</b>							
10420102	-	Steel	10	34	-	-	
10420105	-	AISI 316Ti	10	34	-	-	


Part no.	Thread	Material	Hose part	Dimensions (mm)				OnePiece Fittings® WS
				A	B	C	Ø	
<b>OnePiece Fittings® with wrench size</b>								
30420451Q	1/16"x27NPTF	Steel	30420452/1Q	9,9	34	7	7	
30420461Q	1/8"x27NPTF	Steel	30420462/1Q	9,9	37	10	8	
30420601Q	5/16"x24UNF	Steel	30420452/1Q	9,9	34	7	7	


Part no.	Thread	Material	Hose part	Dimensions (mm)				OnePiece Fittings®
				A	B	C	D	
<b>OnePiece Fittings®</b>								
30420601X	5/16"x24UNF	Steel	30420452/1X	2,5	28	7	9,9	

Part no.	Thread	Material	Nut	Dimensions (mm)				Insert
				A	B	C	Ø	
<b>HP fitting</b>								
40420205A	1/4"x28UNF LH	AISI 316Ti	-	2,5	69	14	-	
<b>Male fitting</b>								
30420412A	1/16"x27NPTF	Steel	-	2,5	49	8	7	
30420542A	1/8"x27NPTF	Steel	-	2,5	53	10	8	
30420422A	1/4"x18NPTF	Steel	-	2,5	57	14	11	
30420302A	G1/8"	Steel	-	2,5	53	12	9	
30420322A	G1/4"	Steel	-	2,5	55	12	11	
30420042A	M7x1	Steel	-	2,5	54	10	9	
30420052A	M8x1,25	Steel	-	2,5	54	10	9	
30420002A	M10x1	Steel	-	2,5	55	12	8	
<b>Male fitting 100° external cone</b>								
30420362A	G1/4"	Steel	-	2,5	60	18	17	
<b>Male fitting for USIT® Ring</b>								
30420352A	G1/4"	Steel	-	2,5	54,5	11	22	
<b>Male fitting flat seal</b>								
30420382A	G1/8"	Steel	-	2,5	55	13	9	
30420082A	M7	Steel	-	2,5	52	11	7	
<b>Type M female swivel</b>								
20420642A	9/16"x18UNF	Steel	50540601	2,5	48,5	-	19	
<b>Female swivel 24°/60°</b>								
20430302A	G1/4"	Steel	50540301, 50540305	2,5	48	-	19	

Part no.	Thread	Material	Nut	Dimensions (mm)				Insert
				A	B	C	Ø	
<b>Female swivel with O-Ring</b>								
20420042A	M24x1,5	Steel	51321206	2,5	66	-	32	

Part no.	Thread	Material	Relief bores	Dimensions (mm)				Swivel nut
				A	B	C	Ø	
<b>Swivel nut</b>								
50540601	9/16"x18UNF	Steel	1 radial	9,2	18	14	19	
50540301	G1/4"	Steel	1 radial	9,2	16,5	8,5	19	
50540305	G1/4"	AISI 316Ti	1 radial	9,2	16,5	8,5	19	
51321206	M24x1,5	Steel	2 axial	16,8	23	16	32	
51320205	M24x1,5	AISI 316Ti	1 radial	16,8	23	16	32	

Part no.	Material	Crimp ring	Dimensions (mm)		Bend restrictor
			Ø	Length	
<b>Rubber bend restrictor</b>					
1.9518400	Rubber	1003035	34	130	

Part no.	Mesh length (mm)	Overall length (mm)	Breaking strength (kN)	Suitable for SPIR STAR® hose outer diameter (mm)	Hose securing grip
9034400	600,00	740,00	6,60	6-10	

Accessories combinations				
Without hose protection				
Description	Bend restrictor	Crimp ring	Securing grips	
Bend restrictor	1.9518400	1003035	-	
Securing grip	-	-	9034400	
Bend restrictor and securing grip	-	-	-	

Production related variations of the burst pressure of up to 5 % are possible. Other colors upon request.

The safety factors between the burst pressure and the working pressure as well as the test pressure depend on the operating conditions. For gaseous media the outer cover is to be pinpricked.

Regarding the safety factor for gaseous media please contact your local SPIR STAR® assembling center.

The indicated working pressure refers to the hose only. Depending on the used fitting the permitted working pressure of a hose assembly may be less.

\*) Blast-Pro® fittings may only be used for tube cleaning operations inside the tube. They have not been designed for the use outside of tubes.

We reserve our rights for technical changes without notice. Subject to printing errors.